



Acquisire un'immagine con Genius Scan




Apri l'app




Clicca sul pulsante




Inquadra il foglio



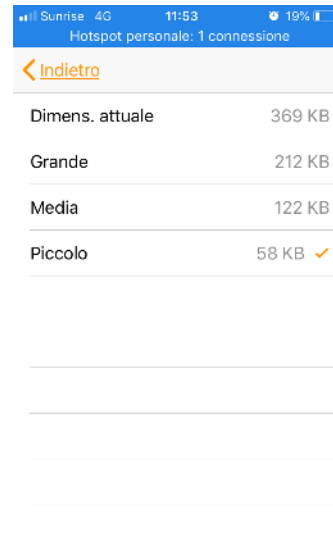
L'app ritaglia il doc



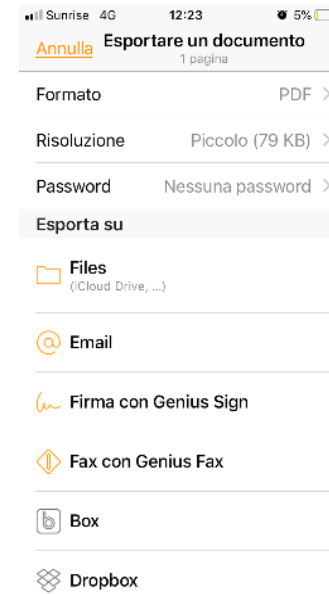
Scatta la foto



Esporta il doc



Seleziona le dimensioni del documento su **PICCOLO**



Esporta su FILES



Seleziona la cartella nella quale salvare il PDF